

Election Summary Report

General Election

NODAWAY COUNTY

April 04, 2023

Summary for: All Contests, All Districts, All Tabulators, All Counting Groups

OFFICIAL

Precincts Reported: 19 of 19 (100.00%)

Registered Voters: 1,661 of 13,095 (12.68%)

Ballots Cast: 1,661

HEALTH CENTER BOARD OF TRUSTEES for NODAWAY COUNTY (Vote for 1)

Precincts Reported: 19 of 19 (100.00%)

	Total	
Times Cast	1,661 / 13,095	12.68%

Candidate	Party	Total	
Mike Rosenbohm		1,055	67.98%
Kathleen Baudino		497	32.02%
Write-in		2	0.13%
Total Votes		1,552	

	Total
Unresolved Write-In	2

SCHOOL BOARD DIRECTOR for SOUTH NODAWAY R-IV SCHOOL DISTRICT (Vote for 3)

Precincts Reported: 6 of 6 (100.00%)

	Total	
Times Cast	157 / 720	21.81%

Candidate	Party	Total	
Jessica Wallace		71	16.90%
Misty Langford		115	27.38%
Rick Holtman		108	25.71%
Brian Flora		126	30.00%
Write-in		1	0.24%
Write-in		0	0.00%
Write-in		0	0.00%
Total Votes		420	

	Total
Unresolved Write-In	1



SCHOOL BOARD DIRECTOR for NORTHEAST NODAWAY R-V SCHOOL DISTRICT (Vote for 3)

Precincts Reported: 6 of 6 (100.00%)

		Total	
Times Cast		190 / 887	21.42%
Candidate	Party	Total	
Leslie Wilmes		133	24.58%
Jeffrey S. Redden		116	21.44%
Philip Doty		82	15.16%
Jamie Busby		76	14.05%
Heather D. Jackson		134	24.77%
Write-in		1	0.18%
Write-in		0	0.00%
Write-in		0	0.00%
Total Votes		541	
		Total	
Unresolved Write-In		1	

SCHOOL BOARD DIRECTOR for NORTH NODAWAY R-VI SCHOOL DISTRICT (Vote for 3)

Precincts Reported: 7 of 7 (100.00%)

		Total	
Times Cast		161 / 864	18.63%
Candidate	Party	Total	
Jerime Bix		62	13.75%
Jennifer Clements		112	24.83%
Samantha Jo Brown		91	20.18%
Matthew Parker		61	13.53%
Stan Alexander		125	27.72%
Write-in		3	0.67%
Write-in		1	0.22%
Write-in		0	0.00%
Total Votes		451	
		Total	
Unresolved Write-In		4	

SCHOOL BOARD DIRECTOR for NODAWAY HOLT R-VII SCHOOL DISTRICT (Vote for 3)

Precincts Reported: 7 of 7 (100.00%)

		Total	
Times Cast		246 / 725	33.93%
Candidate	Party	Total	
Meagan A Morrow		28	3.93%
Travis Levi Cochenour		59	8.27%
Misty Dawn Million		42	5.89%
Haily Randall		98	13.74%
Keith Zachery Miller		61	8.56%
Matthew Dale Brown		142	19.92%
Jane Mary Hanson		135	18.93%
Nicholas R Madden		148	20.76%
Write-in		1	0.14%
Write-in		0	0.00%
Write-in		0	0.00%
Total Votes		713	
		Total	
Unresolved Write-In		1	

MAYOR for BARNARD (Vote for 1)


Precincts Reported: 3 of 3 (100.00%)

		Total	
Times Cast		26 / 140	18.57%
Candidate	Party	Total	
Glenn Miller		16	100.00%
Write-in		2	12.50%
Total Votes		16	
		Total	
Unresolved Write-In		2	

COUNCIL MEMBER AT-LARGE for BARNARD (Vote for 2)

Precincts Reported: 3 of 3 (100.00%)

		Total	
Times Cast		26 / 140	18.57%
Candidate	Party	Total	
Ned Waterman		4	8.70%
Amy Watson		19	41.30%
Donnie Murphy		23	50.00%
Write-in		0	0.00%
Write-in		0	0.00%
Total Votes		46	
		Total	
Unresolved Write-In		0	



CITY QUESTION for BARNARD (Vote for 1)

Precincts Reported: 3 of 3 (100.00%)

		Total	
Times Cast		26 / 140	18.57%
Candidate	Party	Total	
Yes		22	88.00%
No		3	12.00%
Total Votes		25	
		Total	
Unresolved Write-In		0	

COUNCIL PERSON for BURLINGTON JUNCTION (Vote for 2)

Precincts Reported: 3 of 3 (100.00%)

		Total	
Times Cast		81 / 359	22.56%
Candidate	Party	Total	
Michael Goff		49	48.04%
Write-in		43	42.16%
Write-in		13	12.75%
Total Votes		102	
		Total	
James Johansen	WRITE-IN	13	12.75%
Martha Greeley	WRITE-IN	17	16.67%
Linda Walker	WRITE-IN	1	0.98%
Kenneth Bray	WRITE-IN	1	0.98%
Jim Meyer	WRITE-IN	2	1.96%
John Mires	WRITE-IN	10	9.80%
Roger Goff	WRITE-IN	1	0.98%
Justin Plymell	WRITE-IN	1	0.98%
Loran Shimak	WRITE-IN	1	0.98%
Randy Griffin	WRITE-IN	1	0.98%
Gloria Sloan	WRITE-IN	2	1.96%
Martin McGary	WRITE-IN	1	0.98%
Phyllis Hoover	WRITE-IN	1	0.98%
Cassidy Grimm	WRITE-IN	1	0.98%
Unresolved Write-In		3	

CITY QUESTION for BURLINGTON JUNCTION (Vote for 1)

Precincts Reported: 3 of 3 (100.00%)

		Total	
Times Cast		81 / 359	22.56%
Candidate	Party	Total	
Yes		45	55.56%
No		36	44.44%
Total Votes		81	
		Total	
Unresolved Write-In		0	

ALDERMAN AT-LARGE for CLEARMONT (Vote for 2)

Precincts Reported: 3 of 3 (100.00%)

		Total	
Times Cast		31 / 119	26.05%
Candidate	Party	Total	
Kyle Martin		24	50.00%
Brenda Snodderley		14	29.17%
Dianna Logan		10	20.83%
Write-in		4	8.33%
Write-in		0	0.00%
Total Votes		48	
		Total	
Unresolved Write-In		4	

COUNCILPERSON for ELMO (Vote for 2)

Precincts Reported: 3 of 3 (100.00%)

		Total	
Times Cast		16 / 93	17.20%
Candidate	Party	Total	
James Thompson		14	70.00%
Write-in		6	30.00%
Write-in		0	0.00%
Total Votes		20	
		Total	
Adam Hull	WRITE-IN	6	30.00%
Unresolved Write-In		0	



BOARD MEMBERS for GRAHAM (Vote for 2)

Precincts Reported: 3 of 3 (100.00%)

		Total	
Times Cast		36 / 117	30.77%
Candidate	Party	Total	
Richard J. Vogel		35	89.74%
Write-in		4	10.26%
Write-in		0	0.00%
Total Votes		39	
		Total	
Jerrod Plummer	WRITE-IN	2	5.13%
Leann Albertson	WRITE-IN	1	2.56%
J. Jones	WRITE-IN	1	2.56%
Unresolved Write-In		0	

CITY QUESTION for GRAHAM (Vote for 1)

Precincts Reported: 3 of 3 (100.00%)

		Total	
Times Cast		36 / 117	30.77%
Candidate	Party	Total	
Yes		31	86.11%
No		5	13.89%
Total Votes		36	
		Total	
Unresolved Write-In		0	

COUNCIL PERSON for MARYVILLE (Vote for 2)

Precincts Reported: 5 of 5 (100.00%)

		Total	
Times Cast		580 / 5,728	10.13%
Candidate	Party	Total	
Bryan Williams		372	45.09%
Benjamin Lipiec		453	54.91%
Write-in		13	1.58%
Write-in		7	0.85%
Total Votes		825	
		Total	
Unresolved Write-In		20	

CITY QUESTION for MARYVILLE (Vote for 1)

Precincts Reported: 5 of 5 (100.00%)

		Total	
Times Cast		580 / 5,728	10.13%
Candidate	Party	Total	
Yes		505	87.52%
No		72	12.48%
Total Votes		577	
		Total	
Unresolved Write-In		0	

MAYOR for PARNELL (Vote for 1)


Precincts Reported: 3 of 3 (100.00%)

		Total	
Times Cast		9 / 85	10.59%
Candidate	Party	Total	
Write-in		4	100.00%
Total Votes		4	
		Total	
Kristina Gobster	WRITE-IN	1	25.00%
Jeremy Burns	WRITE-IN	1	25.00%
Katrina Taylor	WRITE-IN	2	50.00%
Unresolved Write-In		0	

ALDERMAN AT-LARGE for PARNELL (Vote for 2)

Precincts Reported: 3 of 3 (100.00%)

		Total	
Times Cast		9 / 85	10.59%
Candidate	Party	Total	
Jeremy P. Burns		8	61.54%
Rex B. Welch		5	38.46%
Write-in		2	15.38%
Write-in		0	0.00%
Total Votes		13	
		Total	
Unresolved Write-In		2	



CITY TAX COLLECTOR for RAVENWOOD (Vote for 1)

Precincts Reported: 3 of 3 (100.00%)

		Total	
Times Cast		55 / 294	18.71%
Candidate	Party	Total	
Write-in		5	100.00%
Total Votes		5	
		Total	
James Teaney	WRITE-IN	1	20.00%
Leslie Wilmes	WRITE-IN	2	40.00%
Verlene Dougan	WRITE-IN	1	20.00%
Cara Wiederholt	WRITE-IN	1	20.00%
Unresolved Write-In		0	

COUNCILPERSON WARD for NORTH (Vote for 1)

Precincts Reported: 3 of 3 (100.00%)

		Total	
Times Cast		26 / 178	14.61%
Candidate	Party	Total	
Travis Pride		26	100.00%
Write-in		0	0.00%
Total Votes		26	
		Total	
Unresolved Write-In		0	

COUNCILPERSON WARD for SOUTH 2 Year Term (Vote for 1)

Precincts Reported: 3 of 3 (100.00%)

		Total	
Times Cast		29 / 116	25.00%
Candidate	Party	Total	
Eddie Wiederholt		24	82.76%
Byland James		5	17.24%
Write-in		0	0.00%
Total Votes		29	
		Total	
Unresolved Write-In		0	

COUNCILPERSON WARD for SOUTH 1 Year Term (Vote for 1)

Precincts Reported: 3 of 3 (100.00%)

		Total	
Times Cast		29 / 116	25.00%
Candidate	Party	Total	
Alex Porter		28	100.00%
Write-in		1	3.57%
Total Votes		28	
		Total	
Unresolved Write-In		1	

COUNCIL MEMBERS for SKIDMORE (Vote for 2)


Precincts Reported: 3 of 3 (100.00%)

		Total	
Times Cast		48 / 178	26.97%
Candidate	Party	Total	
Teresa Carter		38	60.32%
Write-in		22	34.92%
Write-in		4	6.35%
Total Votes		63	
		Total	
Steve Day	WRITE-IN	14	22.22%
Robert Saxton	WRITE-IN	2	3.17%
Tim Slagle	WRITE-IN	1	1.59%
Tracy Shewey	WRITE-IN	6	9.52%
Dennis Gladman	WRITE-IN	1	1.59%
Kenny Shewey Jr	WRITE-IN	1	1.59%
Unresolved Write-In		1	

TRUSTEE for GRANT TOWNSHIP (Vote for 1)

Precincts Reported: 3 of 3 (100.00%)

		Total	
Times Cast		71 / 392	18.11%
Candidate	Party	Total	
Jim Farnan		63	100.00%
Write-in		0	0.00%
Total Votes		63	
		Total	
Unresolved Write-In		0	



TRUSTEE for GREEN TOWNSHIP (Vote for 1)

Precincts Reported: 3 of 3 (100.00%)

		Total	
Times Cast		29 / 171	16.96%
Candidate	Party	Total	
Write-in		12	109.09%
Total Votes		11	
		Total	
Brian Beason	WRITE-IN	4	36.36%
Lisa Linville	WRITE-IN	4	36.36%
Russell Linville	WRITE-IN	1	9.09%
Dani McClurg	WRITE-IN	1	9.09%
Jay Cordell	WRITE-IN	1	9.09%
Unresolved Write-In		1	

TRUSTEE for HOPKINS TOWNSHIP (Vote for 1)

Precincts Reported: 3 of 3 (100.00%)

		Total	
Times Cast		79 / 449	17.59%
Candidate	Party	Total	
Roger L. Florea		61	100.00%
Write-in		1	1.64%
Total Votes		61	
		Total	
Unresolved Write-In		1	

TRUSTEE for HUGHES TOWNSHIP (Vote for 1)

Precincts Reported: 3 of 3 (100.00%)

		Total	
Times Cast		123 / 323	38.08%
Candidate	Party	Total	
Patrick Lewis		119	100.00%
Write-in		0	0.00%
Total Votes		119	
		Total	
Unresolved Write-In		0	

TRUSTEE for INDEPENDENCE TOWNSHIP (Vote for 1)

Precincts Reported: 3 of 3 (100.00%)

		Total	
Times Cast		29 / 210	13.81%
Candidate	Party	Total	
Philip Auffert		22	100.00%
Write-in		2	9.09%
Total Votes		22	
		Total	
Unresolved Write-In		2	

TRUSTEE for JACKSON TOWNSHIP (Vote for 1)


Precincts Reported: 3 of 3 (100.00%)

		Total	
Times Cast		157 / 696	22.56%
Candidate	Party	Total	
Jeffrey M. Meyer		139	100.00%
Write-in		2	1.44%
Total Votes		139	
		Total	
Unresolved Write-In		2	

TRUSTEE for LINCOLN TOWNSHIP (Vote for 1)

Precincts Reported: 3 of 3 (100.00%)

		Total	
Times Cast		45 / 250	18.00%
Candidate	Party	Total	
Tammy Dye		39	100.00%
Write-in		1	2.56%
Total Votes		39	
		Total	
Unresolved Write-In		1	



TRUSTEE for NODAWAY TOWNSHIP (Vote for 1)

Precincts Reported: 3 of 3 (100.00%)

		Total	
Times Cast		100 / 565	17.70%
Candidate	Party	Total	
John E Blackford		81	100.00%
Write-in		3	3.70%
Total Votes		81	
		Total	
Unresolved Write-In		3	

TRUSTEE for UNION TOWNSHIP (Vote for 1)

Precincts Reported: 3 of 3 (100.00%)

		Total	
Times Cast		68 / 304	22.37%
Candidate	Party	Total	
Richard Stringer		60	100.00%
Write-in		1	1.67%
Total Votes		60	
		Total	
Unresolved Write-In		1	

TRUSTEE for WASHINGTON TOWNSHIP (Vote for 1)

Precincts Reported: 3 of 3 (100.00%)

		Total	
Times Cast		50 / 236	21.19%
Candidate	Party	Total	
Write-in		21	105.00%
Total Votes		20	
		Total	
Jason Stoll	WRITE-IN	17	85.00%
Chris Pedersen	WRITE-IN	1	5.00%
Nida Clayton	WRITE-IN	1	5.00%
Marla Manship	WRITE-IN	1	5.00%
Unresolved Write-In		1	

TRUSTEE for WHITE CLOUD TOWNSHIP (Vote for 1)

Precincts Reported: 3 of 3 (100.00%)

		Total	
Times Cast		77 / 382	20.16%
Candidate	Party	Total	
Tim Lance		69	100.00%
Write-in		3	4.35%
Total Votes		69	
		Total	
Unresolved Write-In		3	

BOARD MEMBERS for GRANT TOWNSHIP (Vote for 2)


Precincts Reported: 3 of 3 (100.00%)

		Total	
Times Cast		71 / 392	18.11%
Candidate	Party	Total	
Charles Vaughn		56	43.08%
Gary Dougan		50	38.46%
Darrell Germann		24	18.46%
Write-in		0	0.00%
Write-in		0	0.00%
Total Votes		130	
		Total	
Unresolved Write-In		0	

BOARD MEMBERS for GREEN TOWNSHIP (Vote for 2)

Precincts Reported: 3 of 3 (100.00%)

		Total	
Times Cast		29 / 171	16.96%
Candidate	Party	Total	
Cody Linville		23	58.97%
Write-in		16	41.03%
Write-in		0	0.00%
Total Votes		39	
		Total	
Steven Linville	WRITE-IN	5	12.82%
Jacob Cordell	WRITE-IN	7	17.95%
Leslie Law	WRITE-IN	1	2.56%
Jarod Strough	WRITE-IN	2	5.13%
Paul Taylor	WRITE-IN	1	2.56%
Unresolved Write-In		0	



BOARD MEMBERS for HOPKINS TOWNSHIP (Vote for 2)

Precincts Reported: 3 of 3 (100.00%)

		Total	
Times Cast		79 / 449	17.59%
Candidate	Party	Total	
Terry L. Davison		68	52.31%
John White		62	47.69%
Write-in		1	0.77%
Write-in		0	0.00%
Total Votes		130	
		Total	
Unresolved Write-In		1	

BOARD MEMBERS for HUGHES TOWNSHIP (Vote for 2)

Precincts Reported: 3 of 3 (100.00%)

		Total	
Times Cast		123 / 323	38.08%
Candidate	Party	Total	
Nick Rosenbohm		114	57.00%
Alan Rowlett		86	43.00%
Write-in		2	1.00%
Write-in		0	0.00%
Total Votes		200	
		Total	
Unresolved Write-In		2	

BOARD MEMBERS for INDEPENDENCE TOWNSHIP (Vote for 2)

Precincts Reported: 3 of 3 (100.00%)

		Total	
Times Cast		29 / 210	13.81%
Candidate	Party	Total	
Randy Smyser		27	84.38%
Write-in		5	15.63%
Write-in		1	3.13%
Total Votes		32	
		Total	
Jarrold Burns	WRITE-IN	3	9.38%
Kim Lager	WRITE-IN	2	6.25%
Unresolved Write-In		1	

BOARD MEMBERS for JACKSON TOWNSHIP (Vote for 2)

Precincts Reported: 3 of 3 (100.00%)

Times Cast	Total	
	157 / 696	22.56%

Candidate	Party	Total	
Charles W. Standiford Jr.		146	96.69%
Write-in		5	3.31%
Write-in		1	0.66%
Total Votes		151	

	Party	Total	
Ryan Wiederholt	WRITE-IN	1	0.66%
Clint Schmitz	WRITE-IN	1	0.66%
Chris Kern	WRITE-IN	1	0.66%
David Lewis	WRITE-IN	1	0.66%
Dave Miller	WRITE-IN	1	0.66%
Unresolved Write-In		1	

BOARD MEMBERS for LINCOLN TOWNSHIP (Vote for 2)

Precincts Reported: 3 of 3 (100.00%)

Times Cast	Total	
	45 / 250	18.00%

Candidate	Party	Total	
Larry Ecker		30	44.78%
Nathan Honan		37	55.22%
Write-in		12	17.91%
Write-in		0	0.00%
Total Votes		67	

	Party	Total	
Adam Hull	WRITE-IN	0	0.00%
Unresolved Write-In		12	

BOARD MEMBERS for NODAWAY TOWNSHIP (Vote for 2)

Precincts Reported: 3 of 3 (100.00%)

Times Cast	Total	
	100 / 565	17.70%

Candidate	Party	Total	
Curt Hagey		86	51.81%
Jerry Sloan		80	48.19%
Write-in		0	0.00%
Write-in		0	0.00%
Total Votes		166	

	Party	Total	
Unresolved Write-In		0	



BOARD MEMBERS for UNION TOWNSHIP (Vote for 2)

Precincts Reported: 3 of 3 (100.00%)

		Total	
Times Cast		68 / 304	22.37%
Candidate	Party	Total	
Tom Coulter		55	52.38%
Shawn Frueh		50	47.62%
Write-in		1	0.95%
Write-in		0	0.00%
Total Votes		105	
		Total	
Unresolved Write-In		1	

BOARD MEMBERS for WASHINGTON TOWNSHIP (Vote for 2)

Precincts Reported: 3 of 3 (100.00%)

		Total	
Times Cast		50 / 236	21.19%
Candidate	Party	Total	
Write-in		21	53.85%
Write-in		18	46.15%
Total Votes		39	
		Total	
Alan Wiederholt	WRITE-IN	17	43.59%
Keeran Pedersen	WRITE-IN	5	12.82%
Donald Manship	WRITE-IN	2	5.13%
Steve Farnan	WRITE-IN	2	5.13%
Elsie Magnusa	WRITE-IN	1	2.56%
Chris Pedersen	WRITE-IN	8	20.51%
Dean Meyer	WRITE-IN	1	2.56%
Randy Strueby	WRITE-IN	1	2.56%
Jason Stoll	WRITE-IN	2	5.13%
Unresolved Write-In		0	

BOARD MEMBERS for WHITE CLOUD TOWNSHIP (Vote for 2)

Precincts Reported: 3 of 3 (100.00%)

	Total	
Times Cast	77 / 382	20.16%

Candidate	Party	Total	
Cody Parman		68	85.00%
Write-in		12	15.00%
Write-in		0	0.00%
Total Votes		80	

		Total	
Jennifer Miller	WRITE-IN	6	7.50%
Brandon Palmer	WRITE-IN	1	1.25%
Bob Lager	WRITE-IN	1	1.25%
Joe Drake	WRITE-IN	2	2.50%
Brian Renshaw	WRITE-IN	2	2.50%
Unresolved Write-In		0	

CLERK for GRANT TOWNSHIP (Vote for 1)

Precincts Reported: 3 of 3 (100.00%)

	Total	
Times Cast	71 / 392	18.11%

Candidate	Party	Total	
Michael D. Walker		68	100.00%
Write-in		0	0.00%
Total Votes		68	

	Total
Unresolved Write-In	0


CLERK for GREEN TOWNSHIP (Vote for 1)

Precincts Reported: 3 of 3 (100.00%)

	Total	
Times Cast	29 / 171	16.96%

Candidate	Party	Total	
Write-in		12	100.00%
Total Votes		12	

		Total	
Russell Linville	WRITE-IN	6	50.00%
Brenda Beason	WRITE-IN	3	25.00%
Lisa Linville	WRITE-IN	1	8.33%
Carla Taylor	WRITE-IN	1	8.33%
Susan Law	WRITE-IN	1	8.33%
Unresolved Write-In		0	



CLERK for HOPKINS TOWNSHIP (Vote for 1)

Precincts Reported: 3 of 3 (100.00%)

		Total	
Times Cast		79 / 449	17.59%
Candidate	Party	Total	
Write-in		3	150.00%
Total Votes		2	
		Total	
Terry L. Davison	WRITE-IN	1	50.00%
Doug Steeve	WRITE-IN	1	50.00%
Unresolved Write-In		1	

CLERK for HUGHES TOWNSHIP (Vote for 1)

Precincts Reported: 3 of 3 (100.00%)

		Total	
Times Cast		123 / 323	38.08%
Candidate	Party	Total	
Write-in		8	160.00%
Total Votes		5	
		Total	
Leland Lane	WRITE-IN	1	20.00%
Holly Holmes	WRITE-IN	3	60.00%
Carole O'Riley	WRITE-IN	1	20.00%
Unresolved Write-In		3	

CLERK for INDEPENDENCE TOWNSHIP (Vote for 1)

Precincts Reported: 3 of 3 (100.00%)

		Total	
Times Cast		29 / 210	13.81%
Candidate	Party	Total	
Lynette Auffert		21	100.00%
Write-in		1	4.76%
Total Votes		21	
		Total	
Unresolved Write-In		1	

CLERK for JACKSON TOWNSHIP (Vote for 1)

Precincts Reported: 3 of 3 (100.00%)

		Total	
Times Cast		157 / 696	22.56%
Candidate	Party	Total	
David Primm		151	100.00%
Write-in		0	0.00%
Total Votes		151	
		Total	
Unresolved Write-In		0	

CLERK for LINCOLN TOWNSHIP (Vote for 1)


Precincts Reported: 3 of 3 (100.00%)

		Total	
Times Cast		45 / 250	18.00%
Candidate	Party	Total	
Norma Bragg		40	100.00%
Write-in		2	5.00%
Total Votes		40	
		Total	
Unresolved Write-In		2	

CLERK for NODAWAY TOWNSHIP (Vote for 1)

Precincts Reported: 3 of 3 (100.00%)

		Total	
Times Cast		100 / 565	17.70%
Candidate	Party	Total	
Jeremy Ingraham		90	100.00%
Write-in		1	1.11%
Total Votes		90	
		Total	
Unresolved Write-In		1	



CLERK for UNION TOWNSHIP (Vote for 1)

Precincts Reported: 3 of 3 (100.00%)

		Total	
Times Cast		68 / 304	22.37%
Candidate	Party	Total	
Amy Coulter		59	100.00%
Write-in		1	1.69%
Total Votes		59	
		Total	
Unresolved Write-In		1	

CLERK for WASHINGTON TOWNSHIP (Vote for 1)

Precincts Reported: 3 of 3 (100.00%)

		Total	
Times Cast		50 / 236	21.19%
Candidate	Party	Total	
Write-in		21	100.00%
Total Votes		21	
		Total	
Stephen Farnan	WRITE-IN	18	85.71%
Jason Stoll	WRITE-IN	1	4.76%
Judy Wiederholt	WRITE-IN	1	4.76%
Helick Jerde	WRITE-IN	1	4.76%
Unresolved Write-In		0	

CLERK for WHITE CLOUD TOWNSHIP (Vote for 1)

Precincts Reported: 3 of 3 (100.00%)

		Total	
Times Cast		77 / 382	20.16%
Candidate	Party	Total	
Sharon Espey		73	100.00%
Write-in		0	0.00%
Total Votes		73	
		Total	
Unresolved Write-In		0	

TOWNSHIP QUESTION for INDEPENDENCE TOWNSHIP (Vote for 1)

Precincts Reported: 3 of 3 (100.00%)

		Total	
Times Cast		29 / 210	13.81%
Candidate	Party	Total	
Yes		23	82.14%
No		5	17.86%
Total Votes		28	
		Total	
Unresolved Write-In		0	

TOWNSHIP QUESTION for JACKSON TOWNSHIP (Vote for 1)


Precincts Reported: 3 of 3 (100.00%)

		Total	
Times Cast		157 / 696	22.56%
Candidate	Party	Total	
Yes		144	92.31%
No		12	7.69%
Total Votes		156	
		Total	
Unresolved Write-In		0	

TOWNSHIP QUESTION for LINCOLN LEVY (Vote for 1)

Precincts Reported: 3 of 3 (100.00%)

		Total	
Times Cast		45 / 250	18.00%
Candidate	Party	Total	
Yes		38	84.44%
No		7	15.56%
Total Votes		45	
		Total	
Unresolved Write-In		0	



TOWNSHIP QUESTION for LINCOLN TOWNSHIP BOND (Vote for 1)

Precincts Reported: 3 of 3 (100.00%)

		Total	
Times Cast		45 / 250	18.00%
Candidate	Party	Total	
Yes		38	84.44%
No		7	15.56%
Total Votes		45	
		Total	
Unresolved Write-In		0	

TOWNSHIP QUESTION for NODAWAY TOWNSHIP (Vote for 1)

Precincts Reported: 3 of 3 (100.00%)

		Total	
Times Cast		100 / 565	17.70%
Candidate	Party	Total	
Yes		61	61.00%
No		39	39.00%
Total Votes		100	
		Total	
Unresolved Write-In		0	

TOWNSHIP QUESTION for UNION TOWNSHIP (Vote for 1)

Precincts Reported: 3 of 3 (100.00%)

		Total	
Times Cast		68 / 304	22.37%
Candidate	Party	Total	
Yes		56	84.85%
No		10	15.15%
Total Votes		66	
		Total	
Unresolved Write-In		0	

TOWNSHIP QUESTION for WHITE CLOUD TOWNSHIP BOND (Vote for 1)

Precincts Reported: 3 of 3 (100.00%)

		Total	
Times Cast		77 / 382	20.16%
Candidate	Party	Total	
Yes		60	81.08%
No		14	18.92%
Total Votes		74	
		Total	
Unresolved Write-In		0	

TOWNSHIP QUESTION for WHITE CLOUD TOWNSHIP LEVY (Vote for 1)

Precincts Reported: 3 of 3 (100.00%)

		Total	
Times Cast		77 / 382	20.16%
Candidate	Party	Total	
Yes		65	86.67%
No		10	13.33%
Total Votes		75	
		Total	
Unresolved Write-In		0	

